

How to read your statement

Better informed, better equipped

Your account statement provides a fast and easy way to analyze your portfolio, while giving you a clear picture of how your investments are working for you. It delivers information about your account and details of transactions for the statement period.

It's clear, comprehensive, and convenient

Your account statement is so complete you can use it to:

- Make budgeting easier
- Plan your expenses
- Simplify your tax preparation

FINANCIAL PROFESSIONAL INFORMATION

Provides you with advisor contact information for easy access when making inquiries about your statement.

YOUR ACCOUNT NUMBER

Lists the account numbers for each of your accounts.

INCOME SUMMARY

Reports your total taxable and nontaxable income, including year-to-date dividends, interest, return of capital and principal, and any additional income.

Fidelity INVESTMENTS

XYZ
Financial Advisors

#BWNFRK3

FERGUSON PLYMPTON TRUST
FERGUSON PLYMPTON TRUST
481 OCHLEY BUILDING
NY, NY 01890

Your Advisor
XYZ FINANCIAL ADVISORS
1 WALL STREET
BIG CITY US 00000
Phone: (888)555-5555

Investment Report
November 1, 2008 - November 30, 2008

179-111111 FERGUSON PLYMPTON TRUST WA 01/25/98 FERGUSON PLYMPTON TRUSTEE FOR THE BENEFIT OF ALEX D PLYMPTON

Account Summary		Income Summary		Realized Gain/Loss from Sales	
Beginning value as of Nov 1	Ending value as of Nov 30	Dividends	Interest	Short-term gain	Short-term loss
\$4,443,136.25	\$4,013,457.26	\$1,171.03	29.62	\$1,366.04	-453,022.92
				St disallowed loss	Lt disallowed loss
				22,847.41	18,921.56
				Net short	Net long
				-428,808.57	165,549.00

Accrued Interest (AI) \$5,178.70

This may not reflect all of your gains/losses because of incomplete cost basis.


For Investment Professional Use Only
For Illustrative Purposes Only

0001 061128 0001 022004187 04 18 000 Page 1 of 27

For illustrative purposes only.

ACCOUNT SUMMARY

Reports your total assets and market values for equity, fixed-income, mutual fund, and other investments.



Investment Report
November 1, 2005 - November 30, 2008

XYZ
Financial Advisors

#BXNFRK3

FERGUSON PLYMPTON
FERGUSON PLYMPTON TRUST
491 OCHLEY BUILDING
NY, NY 01890


Your Advisor
XYZ FINANCIAL ADVISORS
1 WALL STREET
BIG CITY US 00000
Phone: (888)555-5555

Brokerage 179-111111 FERGUSON PLYMPTON TRUST U/A 01/25/08 FERGUSON PLYMPTON TRUSTEE FOR THE BENEFIT OF ALEX D PLYMPTON

Account Summary		Income Summary		Realized Gain/Loss from Sales	
	This Period	This Period	Year to Date	This Period	Year to Date
Beginning value as of Nov 1	\$4,443,470.28			Short-term gain	\$1,386.94
Transaction costs, loads and fees	-14,571.41	Taxable		Short-term loss	-1,206,252.50
Change in investment value	-415,447.38	Dividends	\$1,171.03	St disallowed loss	22,847.41
Ending value as of Nov 30	\$4,013,451.49	Interest	29.62	Net short	-428,808.57
		Total	\$1,200.65		-1,193,197.35
Accrued Interest (AI)	\$5,178.70				

REALIZED GAIN/LOSS FROM SALES

Provides a summary of your realized gain/loss information during the statement period and year-to-date. These figures exclude transactions where cost basis information is incomplete.



Investment Report
November 1, 2008 - November 30, 2008


Brokerage 179-111111 FERGUSON PLYMPTON TRUST U/A 01/25/08 FERGUSON PLYMPTON TRUSTEE FOR THE BENEFIT OF ALEX D PLYMPTON

Brokerage Activity

Settlement Date	Security	Description	Quantity	Price per Unit	Cost Basis of Close	Total
11/03	PMC-SIERRA INC	You sold	-7,045.000	\$4.82340	\$60,569.93*	
	EXEC INTERNATIONAL SECURITIES EXCH EXEC ON MULT EXCHG DETAILS ON REQUEST AVERAGE PRICE TRADE DETAILS ON REQUEST	Transaction cost: -\$0.20				
		Short-term loss: \$26,589.28*				
11/03	WADDELL & REED FINL CL A	Dividend received				
11/03	WESTERN DIGITAL CORP DEL CROSS TRADE EXEC INTERNATIONAL SECURITIES EXCH EXEC ON MULT EXCHG DETAILS ON REQUEST AVERAGE PRICE TRADE DETAILS ON REQUEST	You sold	-2,695.000	15.83680	71,039.72*	
		Transaction cost: -\$8.24				
		Short-term loss: \$28,367.78*				

YOUR HOLDINGS

Reports all stocks, bonds, mutual funds, and money market funds held in your account, including total cost basis. This information can be suppressed at your financial professional's discretion.



Investment Report
November 1, 2008 - November 30, 2008

Brokerage 179-111111 FERGUSON PLYMPTON TRUST U/A 01/25/08 FERGUSON PLYMPTON TRUSTEE FOR THE BENEFIT OF ALEX D PLYMPTON

Holdings (Symbols as of November 30, 2008)

Symbol	Quantity	Price per Unit	Total Cost Basis	Total Value	Total Value
	November 30, 2008	November 30, 2008	November 30, 2008	November 1, 2008	November 30, 2008
Stocks					
MARVELL TECHNOLOGY GROUP LTD (MRVL)	3,300.000	\$5.800	\$58,316.06	\$22,968.00	\$19,140.00
NOBLE CORPORATION SHS	2,510.000	26.790	154,657.38	60,947.10	67,242.90
SINA CORP REG SHS	740.000	30.900	42,066.71	23,976.00	22,866.00
TRANSOCEAN INC NEWSHS	570.000	66.880	43,846.71	46,928.10	38,121.60
AGCO CORP (AG)	645.000	24.620	31,399.59	38,612.00	15,879.90
ALEXION PHARM INC (ALXN)	615.000	33.660	27,803.62	47,777.50	20,700.90
ALTERA CORP (ALTR)	1,890.000	14.710	41,502.68	62,480.00	27,801.90
AMEDISYS INC (AMED)	595.000	38.890	30,934.79	64,025.35	23,139.55
AMERICA MOVIL S A B DE C V SPONS ADR	685.000	30.000	16,634.19	40,531.40	20,550.00
AMETEK INC NEW (AME)	460.000	34.930	21,493.89	29,093.75	16,067.80
AMPHENOL CORP CL A (APH)	735.000	23.220	32,894.27	40,110.00	17,096.70
ANSYS INC (ANSI)	1,780.000	28.860	71,888.91	96,912.55	51,370.80
ACON CORP (AOC)	855.000	45.300	37,446.71	68,526.00	38,731.50
APPLE INC (AAPL)	935.000	92.670	22,188.15	192,048.15	86,646.45
ATHEROS COMMUNICATIONS INC (ATHR)	665.000	14.600	21,819.45	22,821.90	9,709.00
BAIDU COM INC SPON ADR RESTG ORD SHS CL A (BIDU)	175.000	135.880	28,289.76	69,010.00	23,779.00
BARD C R INC (BCR)	245.000	82.030	24,148.53	41,477.50	20,097.35
BIOMARIN PHARMACEUTICAL INC (BMRN)	700.000	17.030	17,657.68	24,457.20	11,921.00
BROCADE COMMUNICATIONS SYS INC COM NEW (BRCD)	2,800.000	3.220	20,019.39	20,131.80	9,016.00
BUCYRUS INTL INC NEWCOM (BUCY)	565.000	19.530	37,832.64	26,904.95	11,425.05

For Investment Professionals Only
For Illustrative Purposes Only

TRANSACTION ACTIVITY

Details all of your brokerage and core account activity during the statement period, as well as fees and charges deducted from your accounts.

CORE ACCOUNT

Your core account reflects both a beginning and ending summary, as well as a daily breakdown.

Investment Report
November 1, 2008 - November 30, 2008

Brokerage 179-111111 FERGUSON PLYMPTON TRUST U/A 01/25/98 FERGUSON PLYMPTON TRUSTEE FOR THE BENEFIT OF ALEX D PLYMPTON

Transaction Details

Trades Pending Settlement on November 30, 2008

Trade Date	Settlement Date	Security	Description	Quantity	Price per Unit	Cost Basis of Close	Settlement Amount
11/26	12/02	AMGEN INC SR CV 0.37500% 02/01/2013	Bought	90,000.000	85.93750		-77,457.19
11/26	12/02	COMPUTER ASSOCIATES INC 1.62500% SR NT CV 01/15/2009	Bought	70,000.000	100.00000		-70,527.67
11/26	12/02	GILEAD SCIENCES INC SR CV 0.62500% 05/01/2013	Bought	40,000.000	122.06250		-48,846.53
11/26	12/02	IHS INC COM CL A (IHS)	Sold	-305,000	32.19000	18,933.39f	9,809.89
Short-term loss: \$9,123.47							
11/26	12/02	JANUS CAP GROUP INC (JNS)	Sold	-930,000	7.23000	21,541.49f	6,715.86
Short-term loss: \$14,825.63							
11/26	12/02	MICROS SYS INC (MCRS)	Sold	-1,060,000	15.26000	36,558.73f	16,167.50
Short-term loss: \$20,391.23							
11/26	12/02	NIKE INC CLASS B EX-DIV DATE: 12/04/08 RECORD DATE: 12/08/08 PAYABLE DTE: 01/08/09 (NKE)	Sold	-1,330,000	48.87000	60,741.18f	64,722.73
Long-term gain: \$3,981.55							

f- FIFO (First-In, First-Out)

Core Account - Cash

Description	Amount	Balance	Description	Amount	Balance
Beginning		\$109,243.53	Income	1,171.03	
Securities bought	-\$1,053,475.28		Account fees and charges	-14,236.70	
Securities sold	1,159,955.76		Ending		\$202,687.96
Core account income	29.62				

Fees and Charges

Date	Description	Amount	Date	Description	Amount	Total
11/18	Advisor fee	-\$14,230.00	11/18	Baidu com inc spon 0 For Investment Professional Use Only For Illustrative Purposes Only	-6.70	
						Total
						-\$14,236.70

0001 081128 0001 022004187 04 18 000 Page 23 of 27

TRADES PENDING SETTLEMENT

Details any trades you've placed that are pending settlement.

Investment Report
November 1, 2008 - November 30, 2008

Brokerage 179-111111 FERGUSON PLYMPTON TRUST U/A 01/25/98 FERGUSON PLYMPTON TRUSTEE FOR THE BENEFIT OF ALEX D PLYMPTON

Transaction Details

Trades Pending Settlement on November 30, 2008

Trade Date	Settlement Date	Security	Description	Quantity	Price per Unit	Cost Basis of Close	Settlement Amount
11/25	12/01	BANK AMER CORP NON CURJUVATVE PERPETUAL CONV PFD SER L 7.25% PERPETUAL (ACPR)	Bought	80,000	587.50000		-47,000.00
11/25	12/01	BROADCOM CORP CL A EXEC BATS EXCHANGE CROSS TRADE EXEC ON EXCHG DETAILS ON REQUEST AVERAGE PRICE TRADE DETAILS ON REQUEST (BRCM)	Bought	1,280,000	14.76410		-18,906.05
11/25	12/01	EXPRESS SCRIPTS INC COM FORMERLY CL A EXC BATS EXCHANGE CROSS TRADE EXEC ON MULT EXCHG DETAILS ON REQUEST AVERAGE PRICE TRADE DETAILS ON REQUEST (ESRX)	Sold	-605,000	55.95360	34,750.21f	33,851.74
Short-term loss: \$898.47							
11/25	12/01	GRAINGER W W INC AVERAGE PRICE TRADE DETAILS ON REQUEST (GWW)	Sold	-415,000	68.43490	32,500.96f	28,392.32
Short-term loss: \$4,108.64							
11/25	12/01	INTUITIVE SURGICAL INC COM NEW (ISRG)	Sold	-90,000	124.56000	24,080.75f	11,202.33
Short-term loss: \$12,878.42							
11/25	12/01	JACOBS ENCR GROUP INC AVERAGE PRICE TRADE DETAILS ON REQUEST (JEC)	Sold	-790,000	37.96570	47,736.42f	29,510.73
Short-term gain: \$695.87							
Long-term loss: \$18,921.56							
Long-term disallowed loss: \$18,921.56							
11/25	12/01	KNIGHT CAP GROUP INC. (.NITE)	For Investment Professional Use Only For Illustrative Purposes Only	-100,000	15.21200	1,850.61f	1,513.19

0001 081128 0001 022004187 04 18 000 Page 21 of 27

For illustrative purposes only.

For more information, please contact your financial advisor.



FIDELITY INSTITUTIONAL WEALTH SERVICES

200 SEAPORT BOULEVARD Z2B1

BOSTON, MA 02210

Your financial advisor and his or her respective firm is an independent company, not affiliated with Fidelity Investments. There is no form of legal partnership, agency, affiliation, or similar relationship between your financial advisor and Fidelity Investments, nor is such a relationship created or implied by the information herein.

Fidelity Investments and the Pyramid Design logo are registered service marks of FMR LLC.

Clearing, custody, or other brokerage services may be provided by National Financial Services LLC or Fidelity Brokerage Services LLC, Members NYSE, SIPC.